



Engine	Yanmar 4TNV94L-BVLY/BVLYC
Gross Power	36.2 kW (48 hp / 49 ps) @ 2,100 rpm
Net Power	34.6 kW (46 hp / 47 ps) @ 2,100 rpm
Maximum Dig Depth	3,875 mm
Standard Bucket Capacity	0.21 m ³
Operating Weight	5,900 kg

906E EXCAVATOR

906E SPECIFICATIONS >>>

ENGINE

Emission Regulation	Stage IIIA
Manufacturer	Yanmar
Model	4TNV94L-BVLY/BVLYC
Gross Power	36.2 kW (48 hp / 49 ps) @ 2,100 rpm
Net Power	34.6 kW (46 hp / 47 ps) @ 2,100 rpm
Peak Torque	212.7 N·m @ 1,260 rpm
Number of Cylinders	4
Displacement	3.054 L

UNDERCARRIAGE

Shoe Width	400 mm
Number of Shoes per Side	40
Number of Bottom Rollers per Side	5
Number of Upper Rollers per Side	1

TRACK DRIVE

Maximum Travel Speed	4.6 km/h
Drawbar Pull	51 kN

BUCKET PERFORMANCE

Standard Bucket Heaped Capacity (Referenced)	0.21 m ³
Bucket Breakout Force, max, ISO	41 kN

BOOM & ARM

Boom Length	3,000 mm
Arm Length	1,600 mm

SERVICE CAPACITIES

Fuel Tank	118 L
Engine Oil	12 L
Cooling System	11 L
Hydraulic Reservoir	66 L
Hydraulic System Total	122 L

HYDRAULIC SYSTEM

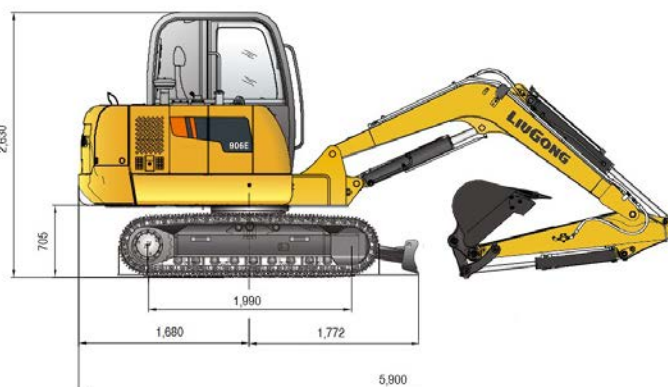
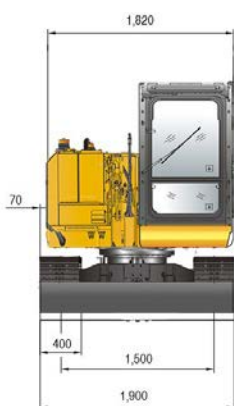
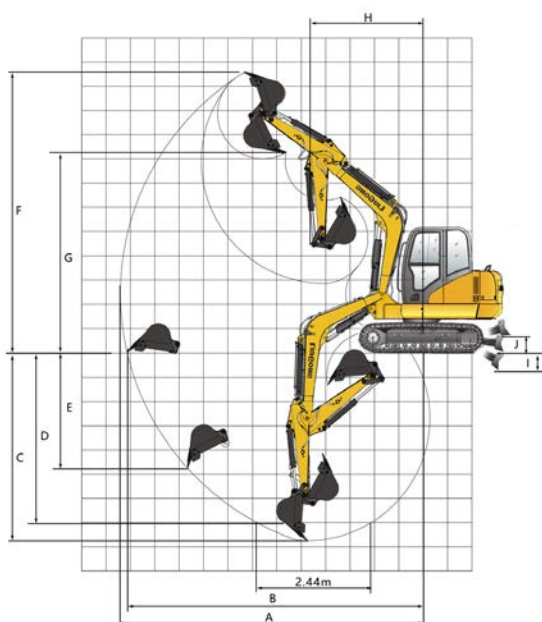
Main Pumps Total Flow	142.8 L/min
Relief Pressure, main	25 MPa

SWING SYSTEM

Swing Speed	10.4 rpm
-------------	----------

WORKING RANGES

A. Max. Digging Reach	6,205 mm
B. Max. Digging Reach on Ground	6,065 mm
C. Max. Digging Depth	3,875 mm
D. Max. Digging Depth, 2.44 m (8') level	3,450 mm
E. Max. Vertical Wall Digging Depth	2,940 mm
F. Max. Cutting Height	5,790 mm
G. Max. Dumping Height	4,135 mm
H. Min. Front Swing Radius	2,430 mm
I. Depth below Ground	405 mm
J. Lift above Ground	360 mm
Bucket Digging Force (ISO)	41 kN
Arm Digging Force (ISO)	31 kN



Unit: mm

Guangxi Liugong Machinery Co., Ltd.

No. 1 Liutai Road, Liuzhou, Guangxi 545007, PR China
 T: +86 772 3886124 E: overseas@liugong.com
 www.liugong.com

Specifications and designs are subject to change without notice. Machines shown may include optional equipment. Liugong standard and optional equipment may vary from region to region. Please consult your Liugong dealer for information specific to your area. Engine power kW is converted to horsepower (1 kW=1.3596 ps and 1 kW=1.3410 hp) in this file.

03/2020 Designed by LiuGong
 Replace the previous versions of 02/2020